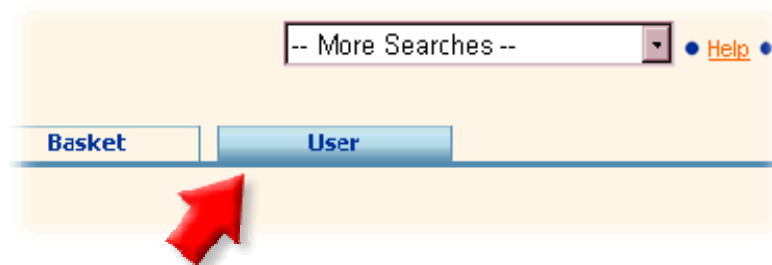
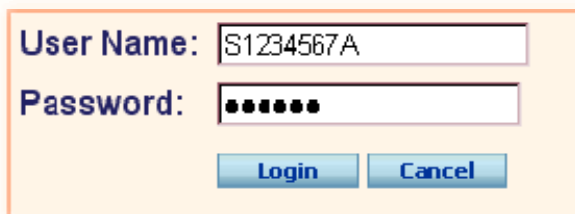


Change your Password to Access TP OPAC & Wireless LAN

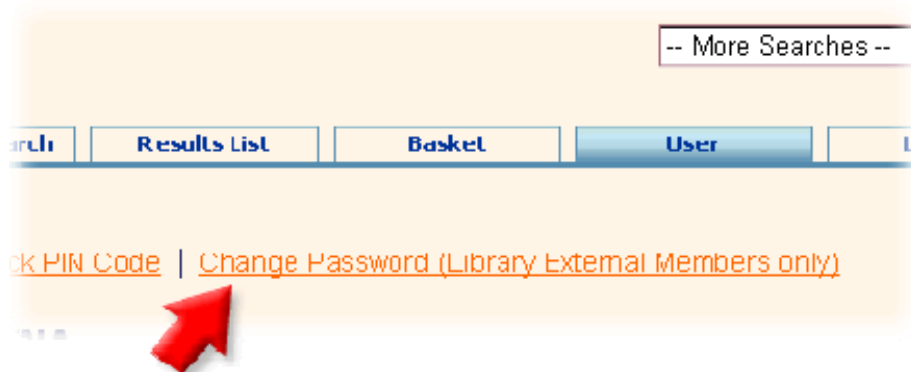
- 1) Go to OPAC (the library catalogue) at <http://spark.opac.tp.edu.sg> and select the "User" tab



- 2) Sign in with the User Name and Password as issued to you

A screenshot of the login form. It has two input fields: "User Name:" with the text "S1234567A" and "Password:" with seven black dots. Below the fields are two buttons: "Login" and "Cancel".

- 3) Select "Change Password (Library External Members Only)"



- 4) In the new pop-up window, enter your **user name**, your **old password** and your **new password** twice (minimum length - 8 characters).
- 5) Click "OK" when you are done.
- 6) Congratulations! You can now access OPAC and the TP Wireless Lan!