


IIT Library Research Skills



Outline

1. OPAC
2. Research hints & tips
3. Newspapers online
4. Journal articles online
5. Evaluating Information
6. Citing Sources

1. OPAC

<http://spark.tp.edu.sg>

The screenshot shows the Spark library website interface. At the top, there is a navigation bar with a yellow background. On the left, the word "Library" is partially visible. In the center, the text "OPAC" is highlighted with a red box. To its right is the text "Research Resources". On the far right of this bar is a search input field and a "Site Search" button. Below the navigation bar is a banner image of a library interior with yellow pillars and large windows. To the right of the banner is the "Spark" logo in orange, with the tagline "start with an idea" in a smaller font. Below the banner, there are two main content areas. On the left, a "Quick Links" section with a dark blue header contains two items: "Book a PC" and "Book a Room". Below this is a "New Arrivals" section with a dark blue header and a colorful book cover titled "PATTERNS IN FASHION". On the right, a "Library Catalogue - OPAC" section with a yellow header contains a small icon of a book and a list of three items: "Renew Books (how to)", "Search for Books (how to)", and "Set up OPAC ALERTS (how to)". Below this list, a search input field and a "Search OPAC" button are highlighted with a red box.

2. Hints & Tips - Key Concepts


- Search smarter, Search faster

<http://www.youtube.com/watch?v=Oa66AxTbjxA>


Or search YouTube with phrase
"search smarter search faster"

2. Hints & Tips - Booleans

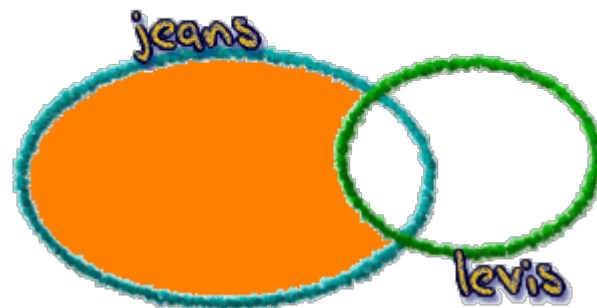
roti prata AND teh tarik



movies OR cinema



jeans NOT levis



2. Hints & Tips - Google

- enter the keywords you have & then scan the results to find more keywords
- Narrow your search by using PHRASE searches
- Use the "define:" option
<http://www.google.com>

3. Newspapers Online

- You can find online newspaper articles very easily using LexisNexis Academic



3. Newspapers Online

- Go to <http://spark.tp.edu.sg>
- Then select

Research Resources

- Information Services

 - Plagiarism

 - Research Databases** (staff & students only)

 - Subject Guides

- Subject Lists (Bibliographies)

[...more](#)

Digital Media Repository - DMR



Digital resources from students and staff, including Past Exam

4. Journal Articles Online

- Articles are found inside journals / periodicals / magazines
- Different from books:
 - much more up-to-date
 - shorter (less to read!)
 - concentrate on specific topics / specific aspects of topics
 - many articles being published all the time - more to choose from

4. Journal Articles Online

- The library catalogue OPAC does NOT tell you what articles the library has, only which journals / periodicals / magazines
- So you need to use the Library databases

4. Journal Articles Online

- To find the databases

<http://spark.tp.edu.sg>

- Then select

Research Resources

- Information Services

Plagiarism

Research Databases (staff & students only)

Subject Guides

- Subject Lists (Bibliographies)

[...more](#)

Digital Media Repository - DMR



Digital resources from students and staff, including Past Exam

5. Evaluating Information

- For hints and tips on how to decide whether or not to use the information you have found, go to

<http://evaluatinginformation.blogspot.com/>



6. Citing Your Sources

TP Library 's Plagiarism video



APA Citation Style Cheat Sheet at

http://spark.tp.edu.sg/lib_apa_style-3.pdf

Feedback

- go to <http://spark.tp.edu.sg>
- TPLiBlog
- Categories – Library Workshops
- IIT Library Research Skills
- Find links for
 - Summary
 - Feedback survey

