


infowise

search smart,
not hard

January 2004

Newsletter of Temasek Polytechnic Library

Quarterly



Enter the Learning Lifestyle

Brain was hed!!!

"The outward appearance remains the same. The nice charcoal black skin, typical of the group, still shows the same gleam as before. Some of their faces look altered, thinner than before, but after a nice fashion. But they have forgotten what they knew. Instead, their minds have been systematically, some say brutally, erased and totally replaced by their captors. No longer their former selves, they are now.....Windows XP PCs."



Visitors to the Library will have realised that the PCs are now upgraded to Windows XP. The new Operating System, together with Pentium 4 processors, provides a much faster and friendlier environment than the previous InSphere system. A total of 84 PCs are spread over Levels 2, 3, 4 and 5 of the Library. On the first two levels, LCD monitors free up more space for the users' books or research materials.

No prior booking is required, as before. Users simply need to walk in and look for a free station. However, the option of reserving a station beforehand is still there. This can be done through the Digital Library Portal (<http://www.spark.tp.edu.sg>) via the "Book a PC" link.

One word of caution — users who failed to turn up to fulfill bookings for up to three times will be barred from using or booking any PCs for 7 working days. There will be a short allowance of 10 minutes from the start of the booking period before the PC is made available to others.

Lai Han Seng

Check Your Loan History Online

Was it "The almost complete collection of Singapore ghost stories, book 11"? Or was it the "True Singapore ghost stories, volume 7" that you had borrowed three months ago?

If you ever have trouble recalling the exact title (who doesn't?) of that fabulous book you have read sometime ago, you can now check your Loan History by using the online Library catalogue.



Just follow these simple steps:

Go to <http://spark.opac.tp.edu.sg>


"Sign in" with your admission number and TP email password.

Click on "User" at the top orange bar to access your Library account.



Click on "Loan History" to access your loan information.

The "Loan History" will only display up to 100 of the most recent items that you have borrowed. Title, Date Due and Returned Date will be shown for every item.



It's Here!


Balloons, blue and silver floating merrily from the Library entrance.

The day – 22 October 2003

The occasion – Library Re-opening

The action – Officiated by Guest of Honour, Principal & CEO Mr Boo Kheng Hua and attended by senior management staff from all Schools and departments.

The big day — 22 October 2003. Library Re-opening by Guest of Honour, Principal & CEO Mr Boo Kheng Hua.




Director Library showing Mr Boo the workings of a car audio station.

Coming at the heels of a seven-month renovation, the re-opening was nothing short of "miraculous" as several guests commented.

Indeed, the major overhaul of facilities and services that affected nearly every level of the 11-storey building was a test of the Library's commitment to service efficacy. The renovation lasted from March to October 2003 and involved some heavy-duty demolition and construction. The result was a radically modified building facade, creation of a brand new concept floor on Level 3, consolidation of service counters, re-grouping of resources and facilities for better navigation and access.

Despite the noise, dust and relocation of facilities, the renovation was accomplished "without a single day of closure (of the Library)" to quote Mrs Puspita Yeow, Deputy Director and driving force behind the renovation project.

We bring you some memorable milestones of the renovation project.



1 Renovation underway at Learning Resource Centre (LRC) from 16 May to 30 June. 2 Operating from a temporary storage area, the LRC continued to service requests for loan of AV materials. 3 9 June – hoarding of Library main entrance for major renovation works on Levels 2 & 3. 4 Temporary Library entrance on Level 6. 5 Library patrons going via Lobby C, Level 6 to come into the Library. 6 Setting up of Red Spot section on Level 9. 7 Temporary Red Spot section. 8 Temporary Main Loan Counter on Level 9. 9 Director Library Mrs Esther Ong, together with architect, checking on renovation progress.

E-BOOKS Here & Now

Remember our feature "Going the e-books way" in the July 2003 issue where we mentioned the Library purchasing some e-books? A small startup collection of 25 titles of mostly IT books has since been acquired. They are from netLibrary, one of the major providers of e-books.

How to access the e-books?

These books are accessible via the online Library catalogue (<http://spark.opac.tp.edu.sg>). Select "New Titles/Special Collections" on the top menu bar. Choose "e-books" under the "Special Collections" category. You will see the complete list of e-book titles available in our library.

To read an e-book, click on the "Electronic Location" link in any of the records.



You will be brought to the "EBook Summary" page where you can either browse the book online or "check out" to read online.



So, what's the difference between the two options?

i) **Browsing online** — Just like browsing the real thing, you can scroll through all the pages or use the Table of Contents to go to specific chapters. In addition, you can zoom in or out or print some pages. No username and password is required for this option.

ii) **Check out the e-book** — Similar to borrowing a real book, you will have sole access to the e-book for a loan period of 2 hours. You will be prompted to key in a username and password. First time users will need to create a login account to check out the e-book.



Sneak Peek @ an e-book

Title: **Learn VB.Net**
Author: Chuck Easttom

If you are new to VB.Net and want to learn more about this programming language, this book is for you.

This book is written in an easy to understand manner to get you started on VB.Net programming. It guides you through creating simple Windows applications, object-oriented programming, database programming and Web programming. A plus point is it gives some explanation of the programming concepts and terminology before making use of them. It also discusses some essential computer science concepts such as data structures and algorithms, thus giving VB programmers a basic understanding of software engineering.

This book is packed with examples illustrating the concepts discussed and comes with review questions (with answers) at the end of each chapter.


Can't wait to try out an e-book? Check out one now and start reading!

STAY CONNECTED - Network Access FAQs

Plug in that swanky laptop and surf away to the tune of CoCo Lee's *Just No Other Way*. You can do that and more in the Library. Here are some nifty FAQs to get you started.

Q: How can I surf the Internet using my laptop in the Library?

A: You can either plug your notebook into any of the active network points using a UTP (Unshielded Twisted Pair) cable with a RJ45 connector (UTP cables are not provided by Library) or connect to the wireless LAN network.



PLUGGED IN

Q: Where are the active network points in the Library?

A: They are located from Level 2 to 8 in the Library.

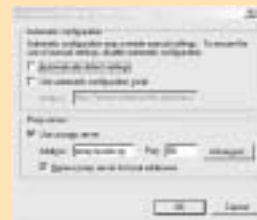
LEVEL	LOCATION OF LAN POINTS
2	20 points on top of bar counter tables near PC clusters
3	14 points located on two "surfing islands" near the Newspapers/ Periodicals corner.
4-8	10 points on each level. They can be found on study carrels marked with a sticker.
Project Rooms	Two points in each of the 10 Project Rooms on Level 6.
Study Rooms	One point in each Study Room. Total of 11 Study Rooms.

GOING WIRELESS

Wireless is all the rage nowadays with Singtel and StarHub providing "surf zones" all over the island. TP Library also provides access points for wireless surfers. In fact, you can access Internet practically anywhere within the Library! However, the further you are from a Wireless Access Point, the weaker the signal strength.

Q: Can all wireless LAN cards connect to TP's wireless LAN?

A: Most wireless LAN cards in the market comply with the IEEE 802.11* Networking Standard so the connection setup is similar and should work with TP network. If you are thinking of getting a new wireless LAN card, you may want to buy those card models that have been tried and tested by TP. These include: Cabletron RoomAbout 802.11DS, 3COM 1Mbps Wireless LAN PC Card, 3COM 11Mbps Wireless LAN Office Connect PC Card, CISCO Systems Aironet 350 Series PCMCIA Wireless LAN Adapter & AVAYA Wireless PC Card.



Q: I am connected to the network but why can't I surf the Net?

A: To access the Web from within TP, you have to configure the proxy settings in your Internet browser. The steps are as follows:

- 1) Open Internet Explorer browser
- 2) Click on "Tools" > "Internet Options"
- 3) Select "Connections" tab and click on "LAN Settings" button
- 4) Enter the options as shown on the left
- 5) Restart your browser for the settings to take effect

enter the Learning lifestyle



If this is your first visit to Level 3 of the Library, don't be surprised if you think you've stepped into the wrong place. With its soothing piped-in music, comfy sofas scattered around coffee tables and mood lighting, this level feels more like an Internet café than a typical school library. Welcome to the Lifestyle section of the Library. We check out the new offerings of this latest concept library.

Cable TVs

Catch the clash of Arsenal and Liverpool real-time in between your lectures. Enter the interiors of the comfortably dimmed Cable TV rooms. Each offers viewers different channels from SCV (a.k.a. Singapore Cable Vision). Two out of four rooms are dedicated to showing the sports package (Star Sports, Super Sports and ESPN) attesting to the strength of soccer fervor here. One room shows documentary programmes from the Discovery Channel. The other shows international news from the BBC World, CNN and CNBC Singapore.

The vibes: Khant Thaw, a final year Diploma in Electronics student has this to say of the Cable TV rooms: "I think cable TV is very entertaining and informative. I like to watch the sports channels especially soccer. The rooms are very stylishly furnished and I feel at home while watching the programmes."



Sound Domes

The transparent spheres hanging over a cluster of sofas look like mini-parachutes. Their unique shape helps to "contain" the music within the area directly below the domes. This means you can enjoy your music without causing disturbance to others nearby. One distinct advantage is that users can listen to music without using headphones.

There are four sound domes in the Lifestyle section. Each dome plays a different type of music every week. Pop, rock, jazz, country, classical and instrumental albums have been selected to give a good mix to the type of music played. Using the keypad on the coffee table, you can choose the track to play or tune in to Class 95 FM.

Podium

The Lifestyle section spotted a built-in mini-platform complete with projection and sound facilities. This allows for mass screenings, performances, talks or exhibitions to be held in the Library. The blend of entertainment, education and information are a vital mix in promoting the holistic nature of education in the Polytechnic. Watch out for some fun stuff coming your way in this new semester!



PC Clusters

There are 30 free-access PCs on Level 3. Frequently referred to as "Spark PCs" by Library staff, after our Digital Library Portal "Spark", these PCs can also be found on Level 2, inside the Learning Resource Centre (LRC) on Level 4 as well as in the Research Room on Level 5. You can access the Internet or do your assignments using any of the Microsoft Office applications, such as Word, Excel or PowerPoint. A network printer is located conveniently near the PC clusters for you to print out your documents. All you need is a photocopy card that is easily attainable from either the vending machine near the Main Entrance or Ultra Supplies office on Level 1.

The vibes: Mohamad Jufri Mohamad Senin, a final year Diploma in Mechatronics student gave a thumbs up for the new PC clusters. According to him, the PC clusters are arranged in a comfortable and cosy way. The ergonomic furniture is another plus point, making it a favourite hangout during his free time.



Newspapers & Magazines Corner

This has to be the next most popular area after the PC clusters. The variety of newspapers include The Straits Times, New Paper, Asian Wall Street Journal, U.S.A. Today, the Chinese dailies, the Berita Harian as well as the Tamil Murasu. There are also a number of magazines that you can get your hands on, such as "Sports Illustrated", "Bicycling", and "Health Digest". What better way to chill out than leafing through newspapers and magazines amid comfortable sofas with soothing music in the background?



Lifestyle Books

Pick up treats like *Garfield Eats Crow*, *Simpson's Comics A Go-Go*, *The Lazy Girl's Guide to Beauty* or *Posh & Becks* from the Lifestyle Collection on Level 3. Topics range from Life skills, Inspirational, Sports, Recreation, Family Life, Music, Collectibles, Films, Comics, Literature, Health, Nutrition, Gardening to Hobbies.



LIBRARY ETIQUETTE



Legal Resources ALERT!

Legal Studies students can look forward to more comprehensive resources. The Library will be acquiring a suite of resources from renowned legal publisher Butterworths starting from January 2004. These can be found in LexisNexis Academic.

Go to Digital Library Portal at <http://spark.tp.edu.sg>. Sign in. Click on Research Gateway. Find "Resource Type". Select "Database" and click "Go". Click on the arrow beside "LexisNexis Academic".

ALL ENGLAND DIRECT

A unique one-stop report service which enables lawyers to stay abreast of developments in case law by providing summaries of current cases on the All England Reporter, full-text of judgements from All England Law Reports, Official Transcripts, All England Commercial Cases and All England European Cases.

ENCYCLOPAEDIA OF FORMS AND PRECEDENTS

Contains volumes 1 to 42 of the Encyclopaedia, a collection of precedents available in the United Kingdom, with official forms, concise commentary on the law and full annotations.

HALSBURY'S LAWS DIRECT

Contains volumes 1 to 50 of Halsbury Law of England and Wales.

THE LAW REPORTS

Comprise of: Admiralty & Ecclesiastical, Appeal Cases, Chancery Appeal, Chancery Division, Common Pleas, Crown Cases Reserved, Equity Cases, Exchequer, House of Lords, Privy Council, Probate, Queen's/King's Bench Division and Scotch & Divorce Appeals.